

# Reading at Home

## Purpose

To build fluency, comprehension, word-solving and a love for reading in a supportive, loving environment using text at an independent-level.

## Guidelines

- ✔ Sit next to your child while s/he reads so you can see the words & illustrations.
- ✔ Expect it to be on the easy side.
- ✔ Make it your child's responsibility to return it to school every single day. (Assist as needed ☺)

Parents, please make a point to...

# support & Compliment

## Word-Solving

When an error is made **WAIT** to give your child a chance to work on it **independently**.

When you are certain they are going to keep going, stop them saying something like, "Try that again," or "Make it match."

### word-solving

- ✔ You used the first letter & checked the picture!!
- ✔ You tried more than one strategy on your own!!
- ✔ Nice job trying a different vowel sound!!
- ✔ Super work making your eyes go through the beginning, middle & end of that word!
- ✔ Lovely job sticking with it to work on solving!

## Comprehension

Ask questions that invite recall AND thinking, such as, "Why do you think \_\_ happened?" or "What do you think \_\_ means?" Urge re-reading to build comprehension as needed.

### comprehension

- ✔ You are self-monitoring & working on it when it does not make sense!
- ✔ Your expression is showing that you understand what you're reading.
- ✔ Wonderful job stopping to think about the text instead of reading to just get to the next page!
- ✔ You remember the details beautifully!

## Fluency

Model expressive reading & have your child echo read. Encourage just-right pacing (not too fast, not too slow). Demonstrate how to attend to the punctuation (pausing at the end of sentences, adding expression based on the punctuation mark).


### fluency

- ✔ You sounded just like the character would sound!
- ✔ I could hear you take a break after the punctuation marks!
- ✔ You are reading in phrases, not word-by-word!
- ✔ Your speed is just right! Not too fast or too slow!



## Tricky Word Card


What do you do when you come to a word you don't know?



**Look at the picture.  
Think about the story.**



**Go back.**



**Get your mouth ready.  
Point and slide under the word.**



**Read to the end of the sentence.**



**Try a word.  
Does it make sense?  
Does it sound like language?  
Do the letters match?**




**Go on.**

# Word Solving Strategies

## Ways to Take Action & Solve Words

- ALWAYS...**
- Make Sense
  - Sound Right
  - Look Right


### Eagle Eye



Look at the picture.

Think "what is in the picture that starts with the beginning letter?"

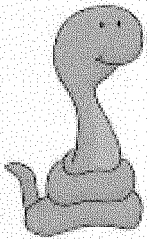
### Lips the Fish



Get your mouth ready!

Say the beginning sound.

### Stretchy Snake



Slowly stretch each letter sound to make the word.

ship = sh | | p

### Chunky Monkey




Break the word into chunks you already know.

mat

flat

spl at ter


### Tryin' Lion



Try to re-read the sentence.

Think "what makes sense?"

### Skippy Frog




Skip the tricky word.

Read to the end.

Go back & try it again.


### Flippy Dolphin



Flip the vowel sound.

Try the long & short sounds.

### Gareful Gaterpillar



Carefully read the whole word.

Think about all the word parts.


Think about what makes sense.



Study      Ask  
Think      Respond

## Fluent Reading is...

- ⦿ phrased like talk
- ⦿ full of meaningful expression
- ⦿ paused at punctuation
- ⦿ not too fast or too slow...pace is JUST RIGHT



# Be A Self-Monitor!